

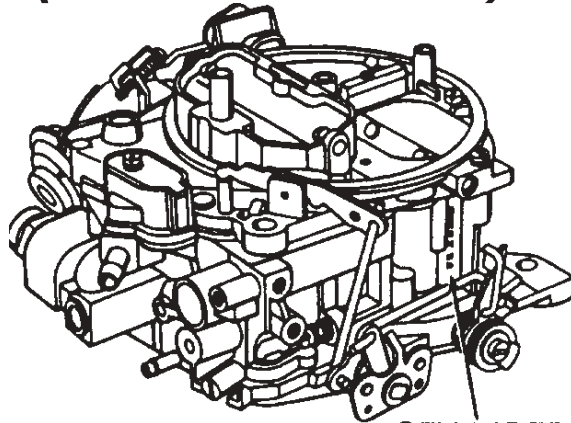
ROCHESTER

"4MC, 4MV E4MC"

"E4ME, M4MC, M4MCA"

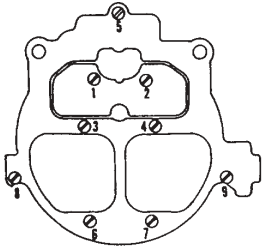
"M4ME, M4MEA, M4MEF"

(QUADRAJET)

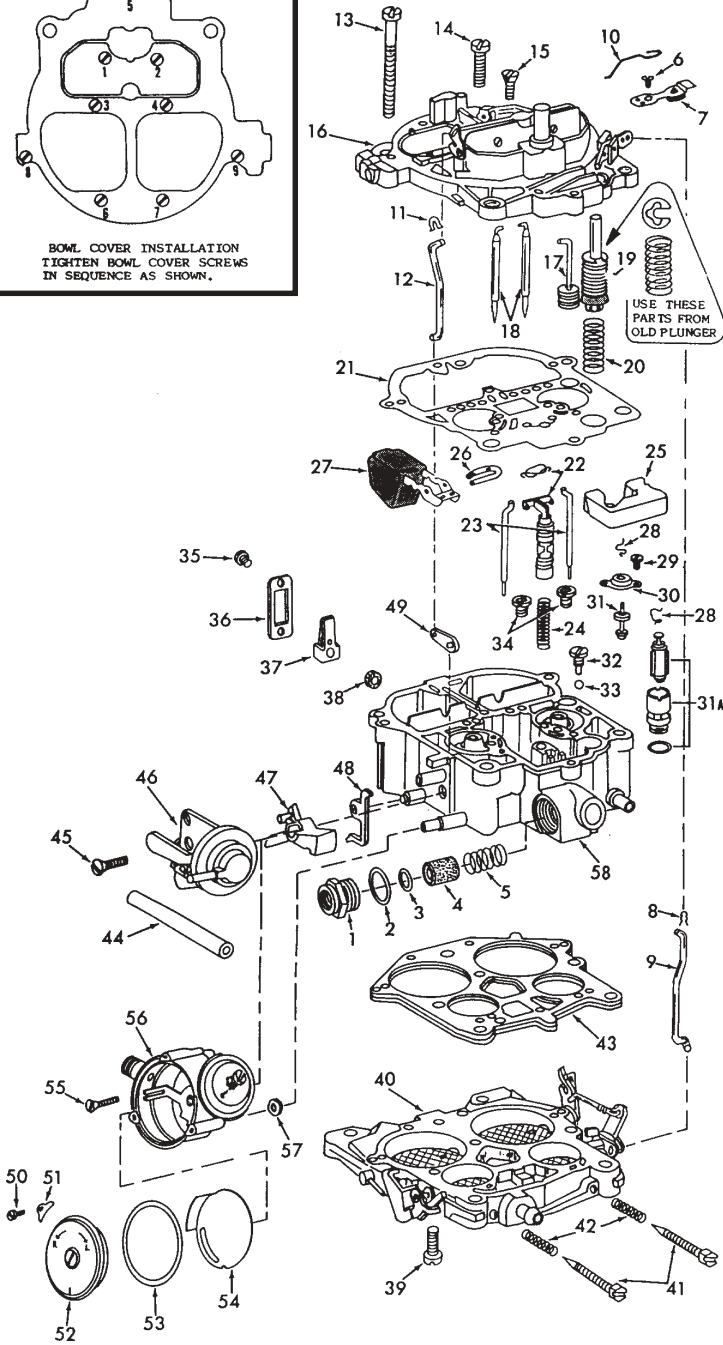


**STAMPED
NUMBER**

APPLICATION	APPLICATION
BUICK (6,8 cyl).....1966-90	MARINE (8 cyl)
CADILLAC (6,8 cyl)1967-90	AERO
CHECKER MOTORS (8 cyl).....1967-82	CRUSADER
CHEVROLET (6,8 cyl)1965-90	DAYTONA
CHEV./GMC TRUCK (6,8 cyl)1968-89	MERCURY
CHRYSLER (8 cyl)1985-89	OLDSMOBILE
DODGE (8 cyl)1985-89	OMC
DODGE TRUCK (8 cyl)1985-88	OWEMS
OLDSMOBILE (6,8 cyl)1966-90	PLEASURE CRAFT
PLYMOUTH (8 cyl)1985-89	SALMON STYLES
PONTIAC (6,8 cyl)1965-90	LIMO. & COMM. CHASSIS 1978



BOWL COVER INSTALLATION
TIGHTEN BOWL COVER SCREWS
IN SEQUENCE AS SHOWN.



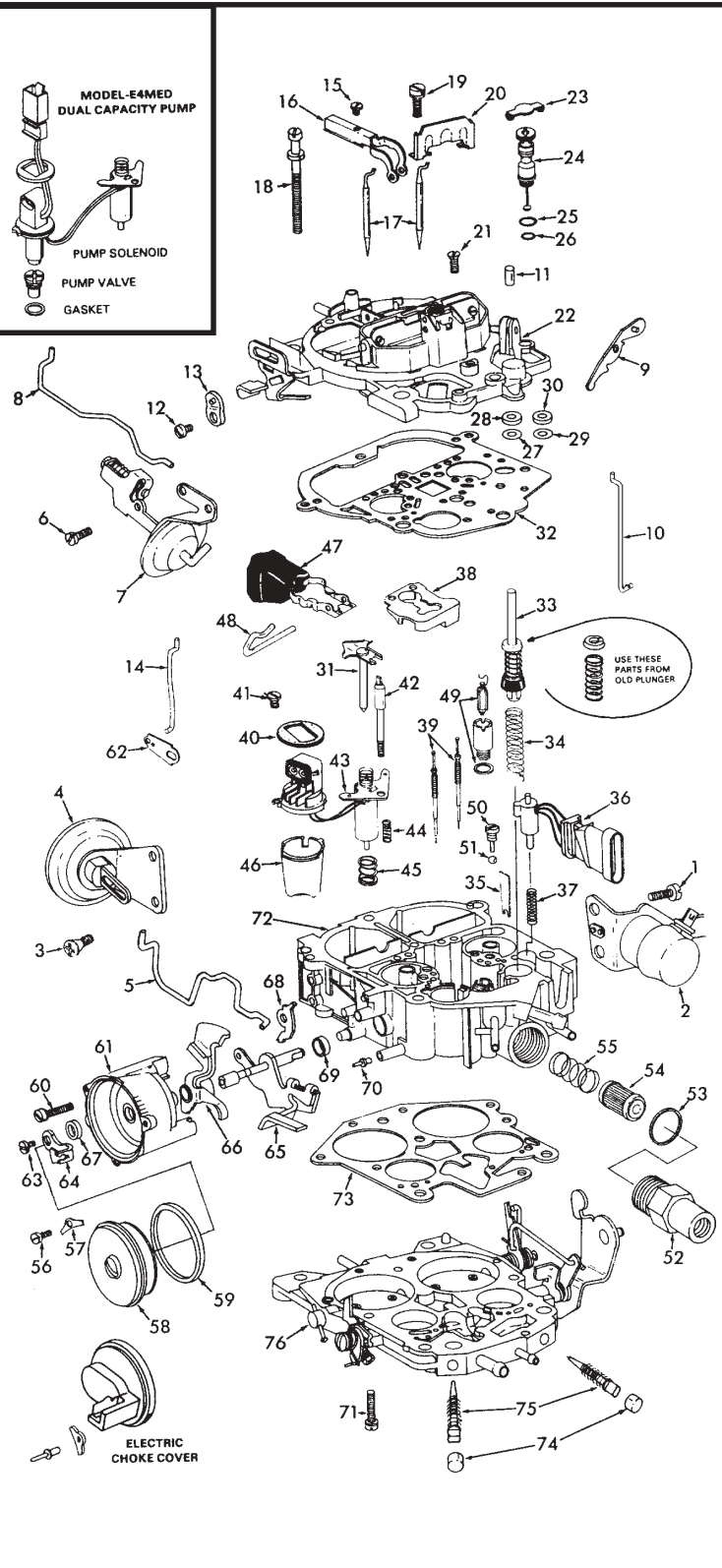
REF#	NOMENCLATURE	PART#
1)	FILTER NUT-FUEL INLET	SEE PAGE 90
2)	GASKET-FILTER NUT	SEE PAGE 80
3)	GASKET-FUEL FILTER	SEE PAGE 80
4)	FILTER-FUEL INLET	30-53
5)	SPRING-FUEL FILTER	SEE PAGE 75 & 76
6)	SCREW-IDLE VENT VALVE	**
7)	VALVE-IDLE VENT	
8)	RETAINER-PUMP ROD	SEE PAGE 73
9)	ROD-PUMP	SEE PAGE 77 & 78
10)	LEVER-IDLE VENT VALVE	
11)	RETAINER-CHOKE ROD	62-48
12)	ROD-CHOKE	SEE PAGE 77 & 78
13)	SCREW-AIR HORN	**
14)	SCREW-AIR HORN	**
15)	SCREW-AIR HORN	**
16)	BOWL COVER ASSEMBLY	
17)	DASHPOT PISTON & ROD ASSEMBLY ...	
18)	METERING-ROD (Sec.)	SEE PAGE 93
19)	PUMP-ASSEMBLY	SEE PAGE 89
20)	SPRING-PUMP RETURN	SEE PAGE 75 & 76
21)	GASKET-AIR HORN	SEE PAGE 81 & 82
22)	POWER PISTON-ASSEMBLY (Pri.)	
23)	METERING-ROD (Pri.)	SEE PAGE 93
24)	SPRING-POWER PISTON	SEE PAGE 75 & 76
25)	INSERT-FLOAT BOWL	
26)	HINGE PIN-FLOAT	SEE PAGE 86
27)	FLOAT & LEVER ASSEMBLY	SEE PAGE 86
28)	PULL CLIP-FLOAT NEEDLE	
29)	SCREW-NEEDLE DIAPH. RETAINER	**
30)	RETAINER-NEEDLE DIAPH.	
31)	NEEDLE & DIAPH. ASSEMBLY	
31A)	NEEDLE, SEAT & GASKET ASSY.	SEE PAGE 91
32)	PLUG-PUMP DISCHARGE BALL	
33)	BALL-PUMP DISCHARGE	SEE PAGE 73
34)	JETS- (Pri.)	120-Series
35)	SCREW-IDLE COMPENSATOR COVER ...	**
36)	COVER-IDLE COMPENSATOR	
37)	IDLE COMPENSATOR ASSEMBLY	
38)	GASKET-IDLE COMPENSATOR	G604
39)	SCREW-THROTTLE BODY	**
40)	THROTTLE BODY ASSEMBLY	
41)	NEEDLES-IDLE ADJUSTING	SEE PAGE 75
42)	SPRINGS-IDLE ADJUSTING NEEDLE	SEE PAGE 75
43)	GASKET-THROTTLE BODY	SEE PAGE 83
44)	HOSE-VACUUM	5/32HOSE
45)	SCREW-VACUUM BREAK CONTROL	**
46)	VACUUM BREAK CONTROL	SEE PAGE 87 & 88
47)	CAM-FAST IDLE	SEE PAGE 79
48)	LEVER-LOCKOUT (Sec.)	
49)	LEVER-INTERMEDIATE CHOKE	85-157
50)	SCREW-STAT RETAINER	**
51)	RETAINER-STAT COVER	SEE PAGE 73
52)	STAT COVER & SPRING ASSEMBLY	SEE PAGE 88
53)	GASKET-STAT COVER	SEE PAGE 80
54)	PLATE-CHOKE BAFFLE	
55)	SCREW-STAT HOUSING	**
56)	HOUSING CHOKE & VACUUM BREAK ...	
57)	GASKET-CHOKE HOUSING	SEE PAGE 80
58)	BOWL ASSEMBLY-FLOAT	

(120- Series) SEE JET CHART AT END OF ROCHESTER SECTION
(**) REFER TO SCREW CATALOG



ROCHESTER

E4MC, E4ME, M4MC, M4MCA, M4ME, M4MEA, M4MEF

























































REF#	NOMENCLATURE	PART#
1)	SCREW-SOLENOID	**
2)	SOLENOID-IDLE SPEED	SEE WC# 27-99
3)	SCREW-REAR VACUUM BREAK	**
4)	REAR-VACUUM BREAK	SEE PAGE 87
5)	CONNECTING ROD-REAR VAC. BREAK	SEE PAGE 78
6)	SCREW-FROM VAC. BREAK	**
7)	FROM VAC. BREAK & HOSE ASSY.	SEE PAGE 87 & 88
8)	CONNECTING ROD-FROM VAC. BREAK ...	SEE PAGE 78
9)	LEVER-PUMP	**
10)	ROD-PUMP	SEE PAGE 77 & 78
11)	PLUNGER-ACTUATOR	**
12)	SCREW-CHOKE LEVER	**
13)	LEVER-CHOKE SHAFT	SEE PAGE 79
14)	ROD-CHOKE	SEE PAGE 77 & 78
15)	SCREW-METERING RODS (Sec.)	**
16)	HOLDER-METERING RODS (Sec.)	**
17)	METERING-RODS (Sec.)	**
18)	SCREW-BOWL COVER (Long)	**
19)	SCREW-BOWL COVER	**
20)	BAFFLE-AIR	**
21)	SCREW-BOWL COVER	**
22)	BOWL COVER ASSEMBLY	**
23)	COVER-AIR BLEED VALVE	**
24)	VALVE-IDLE AIR BLEED	**
25)	O-RING-VALVE (Upper)	SEE PAGE 80
26)	O-RING-VALVE (Lower)	SEE PAGE 80
27)	RETAINER-PUMP STEM SEAL	SEE PAGE 73
28)	SEAL-PUMP STEM	SEE PAGE 73
29)	RETAINER-TPS PLUNGER SEAL	SEE PAGE 73
30)	SEAL-TPS PLUNGER	SEE PAGE 73
31)	PLUNGER-SOLENOID	P/O MCS
32)	GASKET-BOWL COVER	SEE PAGE 81 & 82
33)	PUMP-PLUNGER ASSEMBLY	SEE PAGE 89
34)	SPRING-PUMP	SEE PAGE 75 & 76
35)	BAFFLE-PUMP WELL	**
36)	THROTTLE POSITION SENSOR ASSY.	SEE PAGE 86
37)	SPRING-TPS	SEE PAGE 75 & 76
38)	INSERT-FLOAT BOWL	**
39)	METERING-ROD	SEE PAGE 93
40)	GASKET-BOWL COVER (To Connector) ..	SEE PAGE 81
41)	SCREW-CONNECTOR	**
42)	SCREW-LEAN MIXTURE (Sol. Adj.)	P/O MCS
43)	SOLENOID & CONNECTOR ASSY.	SEE PAGE 86
44)	SPRING-LEAN MIXTURE SCREW	P/O MCS
45)	SPRING-SOLENOID	P/O MCS
46)	INSERT-WELL	P/O MCS
47)	FLOAT & LEVER ASSEMBLY	SEE PAGE 86
48)	HINGE PIN-FLOAT	SEE PAGE 86
49)	NEEDLE, SEAT & GASKET ASSY.	SEE PAGE 91
50)	PLUG-PUMP DISCHARGE BALL	**
51)	BALL-PUMP DISCHARGE	SEE PAGE 73
52)	FILTER NUT-FUEL INLET	SEE PAGE 90 & 91
53)	GASKET-FILTER NUT	SEE PAGE 80
54)	FILTER-FUEL	SEE PAGE 74
55)	SPRING-FILTER	SEE PAGE 75 & 76
56)	SCREW-RIVET RETAINER	**
57)	RETAINER-CHOKE COVER	SEE PAGE 73
58)	CHOKE COVER ASSEMBLY	SEE PAGE 88
59)	GASKET-CHOKE COVER	SEE PAGE 80
60)	SCREW-CHOKE HOUSING	**
61)	CHOKE HOUSING ASSEMBLY	**
62)	LEVER-INTERMEDIATE CHOKE	85-157
63)	SCREW-STAT COIL LEVER	**
64)	LEVER-STAT COIL	**
65)	SHAFT ASSY.-INTERMEDIATE CHOKE ...	**
66)	CAM-FAST IDLE	SEE PAGE 79
67)	SEAL-CHOKE HOUSING	SEE PAGE 80
68)	CAM-LOCKOUT (Sec.)	**
69)	SEAL-INTERMEDIATE CHOKE SHAFT	SEE PAGE 73
70)	TUBE-VACUUM PASSAGE	85-170
71)	SCREW-THROTTLE BODY	**
72)	FLOAT-BOWL ASSEMBLY	**
73)	GASKET-THROTTLE BODY	SEE PAGE 83
74)	PLUG-IDLE NEEDLE	SEE PAGE 73
75)	NEEDLE & SPRING ASSEMBLY	SEE PAGE 75
76)	THROTTLE BODY ASSEMBLY	**

(120- Series) SEE JET CHART AT END OF ROCHESTER SECTION
 (**) REFER TO SCREW CATALOG

ROCHESTER

Walker 4MC, 4MV, E4MC, E4ME, M4MC, M4MCA, M4ME, M4MEA, M4MEF

 83-1 CHECK BALL (5/32" Lead)	 83-3 CHECK BALL (3/16" Lead)	 83-4 CHECK BALL (1/4" Lead)	 83-6 CHECK BALL (19/64" Lead)	 90-13 CHECK BALL (3/16" Steel)	 90-19 CHECK BALL (3/16" Aluminum)	 62-56 ROD RETAINER	 62-46 ROD RETAINER
 62-83 PUMP ROD RETAINER	 62-42 E-CLIP RETAINER	 62-48 ROD CLIP RETAINER 3/32"	 62-44 ROD CLIP RETAINER 1/8"	 85-237 CHOKE COVER RETAINER	 85-203 CHOKE COVER RETAINER	 85-297 CHOKE COVER RETAINER	 62-52 FAST IDLE ROD CLIP RETAINER
 62-53 ROD END CLIP RETAINER	 62-108 THROTTLE ARM STUD RETAINER	 85-93 PUMP DELAYER SPRING RETAINER	 85-85 PUMP PLUNGER SPRING RETAINER	 85-150 METERING ROD PISTON RETAINER	 62-74 TRIANGULAR RETAINER	 0-86 PLUG (1/4" Aluminum)	 0-99 PLUG (1/4" Aluminum)
 0-110 IDLE PORT PLUG (11/32" Alum.)	 0-50 HIGH SPEED PASSAGE PLUG (21/64" Alum.)	 0-70 PUMP JET RIVET PLUG (27/64" Alum.)	 0-112 T. P. S. PLUG (3/16" Alum.)	 0-111 MIXTURE SCREW PLUG (7/32" Alum.)	 85-146 85-262 BLEED RESTRICTOR (1/8")	 85-114 MAIN METERING BODY PLUG (1/4" Alum.)	 85-53 EXPANSION PLUG (5/16" Alum.)
 85-49 EXPANSION PLUG (7/16" Alum.)	 85-50 EXPANSION PLUG (3/8" Alum.)	 85-47 EXPANSION PLUG (9/16" Alum.)	 85-58 EXPANSION PLUG (1/2" Alum.)	 85-91 PUMP PLUNGER RETAINER PLUG (.405" Alum.)	 85-90 PLUG (.442" Alum.)	 85-111 SEC. METERING WELL PLUG (.450" Alum.)	 85-77 PLUG (.500" Alum.)
Metering Jets  See Back Of Rochester Section	 G689 RUBBER VENT VALVE	 G681 RUBBER VENT VALVE	 64-352 PUMP STEM SEAL	 64-265 CHOKE SHAFT SEAL	 64-353 INTERMEDIATE CHOKE SHAFT SEAL	 G622 THROTTLE LEVER GROMMET	
 G658 SECONDARY WELL SEAL SPONGE	 G600-5 RUBBER CAP (1/8")	 G652 RUBBER CAP (5/32")	 G600-1 RUBBER CAP (7/32")	 G665 RUBBER CAP (3/8")	 G600-6 RUBBER CAP (1/2")	 G716 RUBBER BOOT	

ROCHESTER

Walker 4MC, 4MV, E4MC, E4ME, M4MC, M4MCA, M4ME, M4MEA, M4MEF



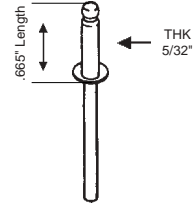
5/32HOSE
VACUUM HOSE



85-104
PLASTIC CAM



85-120
IDLE LIMITER
CAP



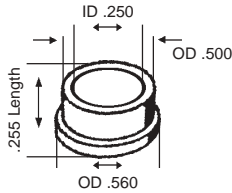
916F
CHOKE COVER
POP RIVET



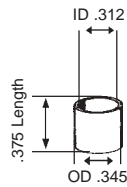
22-17
PLASTIC THROTTLE
LEVER BUSHING



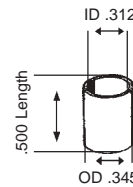
22-131
PLASTIC CHOKE
COVER BUSHING



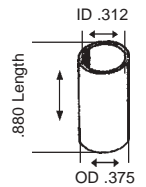
22-46
STEEL QUAD
CAM BUSHING



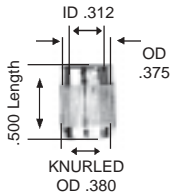
22-51
BRASS BUSHING
(Shaft Size 5/16")



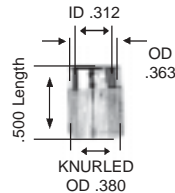
22-27
BRASS BUSHING
(Shaft Size 5/16")



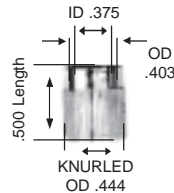
22-127
BRASS BUSHING
(Shaft Size 5/16")



22-124
BRASS BUSHING
(Shaft Size 5/16")



22-15
BRASS BUSHING
(Shaft Size 5/16")



22-83
BRASS BUSHING
(Shaft Size 3/8")



30-65
FUEL FILTER
CHECK VALVE



30-53
SINTERED BRONZE
FUEL FILTER



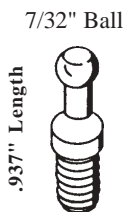
30-54 w/o check valve
30-59 w/ check valve
1" FUEL FILTER



30-55 w/o check valve
30-60 w/ check valve
2" FUEL FILTER



80-194
STUD



7/32" Ball
.937" Length
1/4-20 Threads
22-25
THROTTLE LEVER
BALL STUD



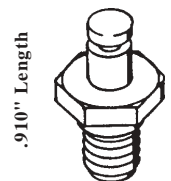
1/4" Ball
1.020" Length
5/16-18 Threads
22-70
THROTTLE LEVER
BALL STUD



.699" Length
1/4-20 Threads
22-73
THROTTLE LEVER
STUD



.875" Length
5/16-18 Thread
22-72
THROTTLE LEVER
STUD



.910" Length
5/16-18 Threads
22-69
THROTTLE LEVER
STUD

ROCHESTER

Walker 4MC, 4MV, E4MC, E4ME, M4MC, M4MCA, M4ME, M4MEA, M4MEF



75-57
T.P.S.
SCREW



75-58
T.P.S.
SCREW



16-116
IDLE MIXTURE
SCREW



16-139
IDLE MIXTURE
SCREW
(4MX.50X1.266)



16-114
IDLE MIXTURE
SCREW
(M4X.50X1.266)



16-100
IDLE MIXTURE
SCREW
(10-32X1.265)



16-122
IDLE MIXTURE
SCREW
(10-32X1.311)



16-101
IDLE MIXTURE
SCREW
(10-32X1.600)



16-106
IDLE MIXTURE
SCREW
(10-32X1.600)



16-99
IDLE MIXTURE
SCREW
(10-32X1.750)



16-98
IDLE MIXTURE
SCREW
(10-32X1.787)



16-102
IDLE MIXTURE
SCREW
(10-32X1.825)



16-130
IDLE MIXTURE
SCREW
(10-32X1.850)



16-138
IDLE MIXTURE
SCREW
(10-32X2.055)



80-2
THROTTLE
PLATE SCREW
(3-48X1/4")



80-42
CHOKE COVER
SCREW
(8-32X5/16")



80-99
CHOKE COVER
SCREW
(10-24X3/8")



80-221
CHOKE COVER
SCREW
(Self Tapping)
(10-24X3/8")



80-86
BOWL COVER
SCREW
(10-32X7/8")



85-18
PUMP DISCHARGE
SPRING " T " GUIDE



66-53
METERING ROD
SPRING



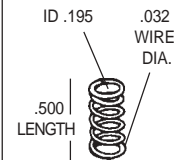
66-101
METERING ROD
SPRING



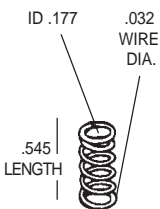
66-76
PUMP PLUNGER
GARTER SPRING



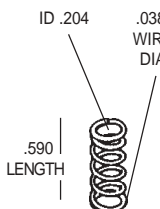
66-66
THROTTLE CLOSING
SPRING



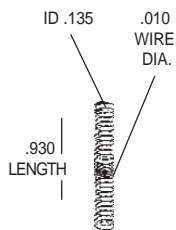
66-1
IDLE ADJUSTING
SCREW SPRING



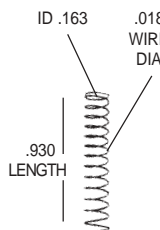
66-83
IDLE MIXTURE
SCREW SPRING



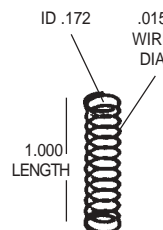
66-51
IDLE ADJUSTING
SCREW SPRING



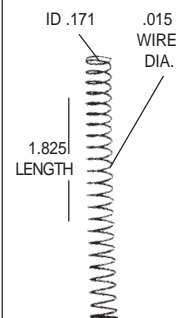
66-16
PUMP DISCHARGE
SPRING



66-54
POWER PISTON
SPRING



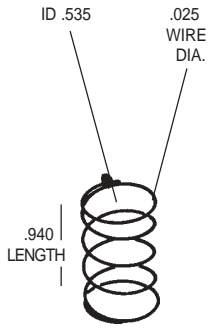
66-55
POWER PISTON
SPRING



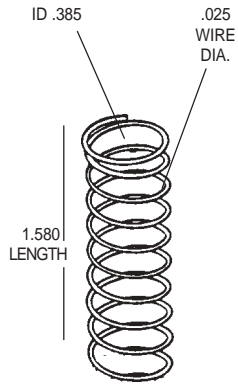
66-73
POWER PISTON
SPRING

ROCHESTER

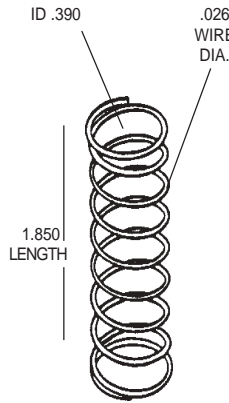
Walker 4MC, 4MV, E4MC, E4ME, M4MC, M4MCA, M4ME, M4MEA, M4MEF



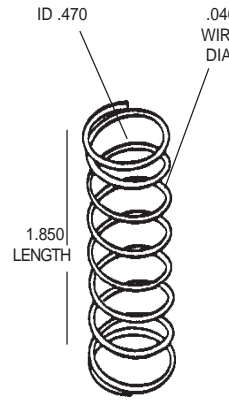
66-37
FUEL FILTER
INLET SPRING



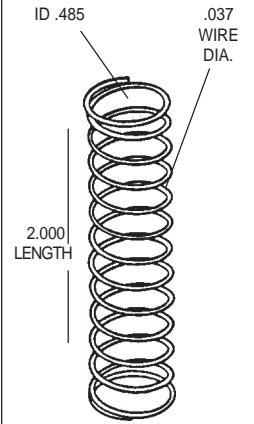
66-15
PUMP RETURN
SPRING



66-30
PUMP RETURN
SPRING



66-144
PUMP DELAYER
SPRING



66-44
PUMP DELAYER
SPRING



85-170
CHOKE HOUSING
TUBE SEAL



17-50
BRASS TUBE
OD .187"X1.000" Length



17-149
BRASS TUBE
OD .276"X1.000" Length



17-62
BRASS TUBE
OD .375"X1.000" Length



17-27
BRASS TUBE
OD .250"X1.130" Length




17-144
BRASS TUBE
OD .187"X1.185" Length



17-43
BRASS TUBE
OD .315"X1.270" Length



17-77
BRASS PASSAGE TUBE
OD .250"X1.375" Length



17-73
BRASS TUBE
OD .562"X1.650" Length







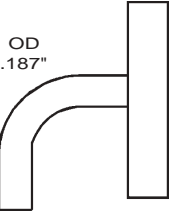
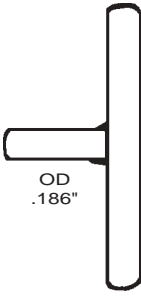
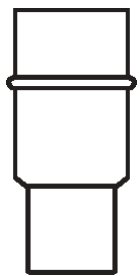















17-48
BRASS TUBE
OD .187"X1.914" Length



17-111
BRASS TUBE
OD .156"X2.000" Length

ROCHESTER

Walker 4MC, 4MV, E4MC, E4ME, M4MC, M4MCA, M4ME, M4MEA, M4MEF

 <p>17-188 VENT TUBE OD.375X1.125" Length</p>	 <p>ORIFICE .045</p> <p>17-98 VENT TUBE OD.094X1.390" Length</p>	 <p>OD .250" OD .189"</p> <p>17-108 STEEL SPARK VALVE TUBE 1.086" Length</p>	 <p>OD .250" OD .185"</p> <p>17-109 STEEL TUBE 1.363" Length</p>	 <p>OD .187" OD .250"</p> <p>17-114 STEEL TUBE 1.120" Length</p>	
 <p>OD .186" OD .186"</p> <p>17-104 STEEL "T" TUBE 1.578" Length</p>	 <p>OD .600" OD .511"</p> <p>17-42 STEEL SMOG TUBE 1.301" Length</p>	 <p>17-57 STEEL TUBE OD .250"X1.165" Length</p>	 <p>17-40 STEEL TUBE OD .375"X1.365" Length</p>	 <p>17-131 BRASS TUBE OD .382"X1.718" Length</p>	 <p>17-123 STEEL TUBE OD .250"X1.885" Length</p>
 <p>ORIFICE .067</p> <p>17-157 BRASS TUBE OD .093"X1.212" Length</p>	 <p>ORIFICE .089</p> <p>17-91 BRASS TUBE OD .125"X1.430" Length</p>	 <p>ORIFICE .033</p> <p>17-74 BRASS TUBE OD .093"X1.830" Length</p>	 <p>ORIFICE .032</p> <p>17-92 STEEL TUBE OD .093"X1.875" Length</p>	 <p>ORIFICE .032</p> <p>17-120 BRASS TUBE OD .093"X2.027" Length</p>	 <p>OD .250" OD .187"</p> <p>17-135 BRASS TUBE 2.755" Length</p>
 <p>R102 CHOKE ROD</p>	 <p>R67 CHOKE ROD</p>	 <p>R91 CHOKE ROD</p>	 <p>R66 CHOKE ROD</p>	 <p>R105 CHOKE ROD</p>	

ROCHESTER

Walker 4MC, 4MV, E4MC, E4ME, M4MC, M4MCA, M4ME, M4MEA, M4MEF



R63
PUMP ROD



R114
PUMP ROD



R65
ROD PUMP



R124
INTERMEDIATE CHOKE
ROD



R68
VACUUM BRAKE
ROD



R84
VACUUM BRAKE
ROD



R109
VACUUM BRAKE
ROD



R93
VACUUM BRAKE
ROD



50-42
AUX. VACUUM
BRAKE LINK



R127
SEC. VACUUM
BRAKE ROD



R103
SEC. THROTTLE
ROD



R122
CHOKE PULL-OFF
LINK



R128
VACUUM BRAKE
LINK



R139
AUX. VACUUM
BRAKE LINK



R126
AUX. VACUUM
BRAKE ROD

ROCHESTER

Walker 4MC, 4MV, E4MC, E4ME, M4MC, M4MCA, M4ME, M4MEA, M4MEF



#2
REAMER .312
W/ .302 PILOT



#4
REAMER .375
W/ .364 PILOT

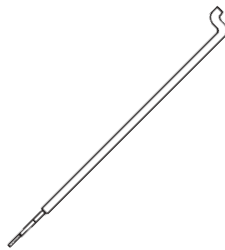


#6
REAMER .441
W/ .360 PILOT



#9
REAMER .373
W/ .302 PILOT

For More Primary & Secondary Rods See Page # 93



130-43 (.043 dia.)
130-45 (.043 dia.)
130-50 (.050 dia.)

METERING ROD

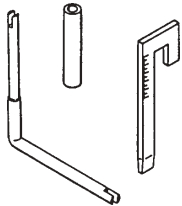
For Secondary Hangers See Page # 93



Secondary Hanger



Fig. A - Hanger
Dimension Reference



#814
MIXTURE CONTROL
ADJ. KIT



85-157
INTERNAL CHOKE
LEVER



85-210
CHOKE
LEVER



85-211
CHOKE SHAFT
LEVER



85-316
THROTTLE PLATE
Size 1" 3/8



85-143
FAST IDLE
CAM



85-144
FAST IDLE
CAM



85-145
FAST IDLE
CAM

ROCHESTER

Walker 4MC, 4MV, E4MC, E4ME, M4MC, M4MCA, M4ME, M4MEA, M4MEF

<p>85-175 METERING ROD WASHER (Steel)</p>	<p>G274 SECONDARY TUBE SEAL O-RING (Buna)</p>	<p>971F NEEDLE & SEAT GASKET (Aluminum)</p>	<p>G619 CHOKE PASSAGE WASHER (Thk .062)</p>	<p>G282 CHOKE HOUSING GASKET (Cork)</p>	<p>619F STEEL WASHER</p>	<p>G1266 HOT AIR PASSAGE GASKET (Rubber)</p>
--	--	--	--	--	-------------------------------------	---

<p>696F THERM CUT OFF VALVE O-RING (Buna)</p>	<p>G1216 PUMP STEM RETAINER (Steel)</p>	<p>689F SOLENOID VALVE O-RING(Buna)</p>	<p>G929 VACUUM PISTON SEAL O-RING</p>	<p>G272 PUMP STEM SEAL O-RING (Buna)</p>	<p>G604 IDLE COMPENSATOR GASKET (Cork)</p>	<p>G494 FUEL FILTER GASKET (Fiber)</p>
--	--	--	--	---	---	---

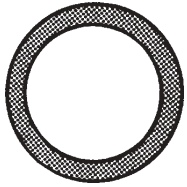
<p>G989 NEEDLE & SEAT WASHER (Fiber)</p>	<p>361F FUEL INLET GASKET (Fiber)</p>	<p>G816 FUEL INLET FITTING GASKET (Nylon)</p>	<p>G1126 FUEL FITTING GASKET (Nylon)</p>	<p>G778 FUEL INLET NUT GASKET (Alum. + Rubber)</p>	<p>G418 FUEL INLET NUT GASKET (Fiber)</p>
---	--	--	---	---	--

<p>G1125 FUEL INLET NUT GASKET (Fiber)</p>	<p>G586 FUEL INLET NUT GASKET (Fiber)</p>	<p>G1502 FUEL INLET NUT GASKET (Alum. + Rubber)</p>	<p>G1200 CHOKE COVER GASKET</p>
---	--	--	--

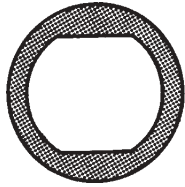
<p>G1032 CHOKE COVER GASKET</p>	<p>G978 CHOKE COVER GASKET</p>	<p>G175 CHOKE COVER GASKET</p>	<p>G702 AIR CLEANER GASKET</p>
--	---	---	---

ROCHESTER

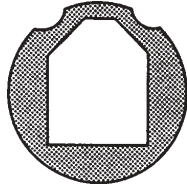
Walker 4MC, 4MV, E4MC, E4ME, M4MC, M4MCA, M4ME, M4MEA, M4MEF



G1106
ECM CONNECTOR TO
BOWL COVER GASKET



G1107
ECM CONNECTOR TO
BOWL COVER GASKET




G1297
DCP SOLENOID TO
BOWL COVER GASKET



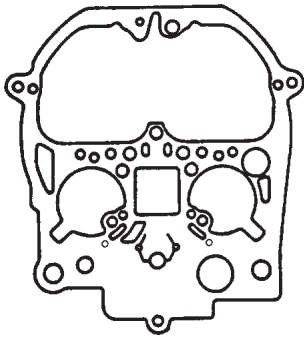
G957
COVER PLATE
GASKET



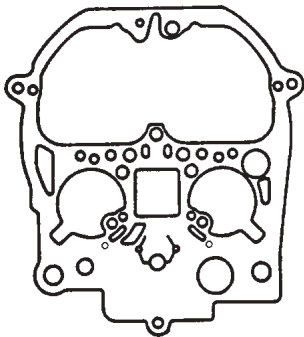
G880
VENT VALVE
GASKET



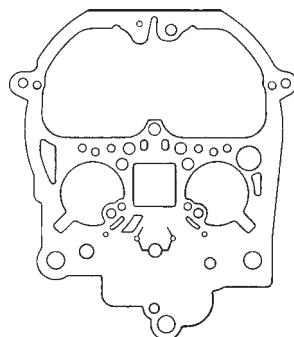
G715
VALVE
COVER GASKET



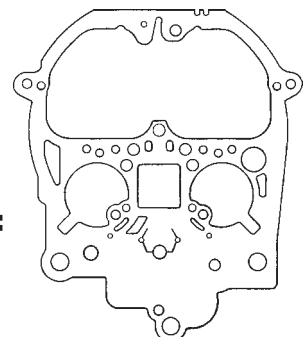
G718
BOWL COVER GASKET
1/32" THK.



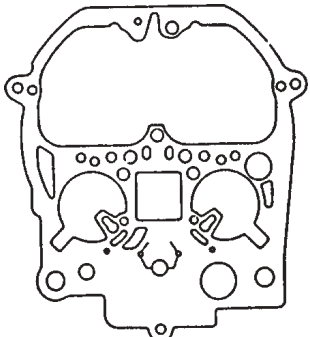
G1236
BOWL COVER GASKET
3/64" THK.



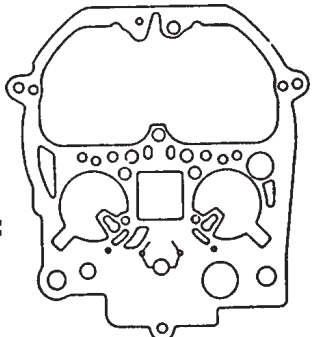
G1025
BOWL COVER GASKET
1/32" THK.



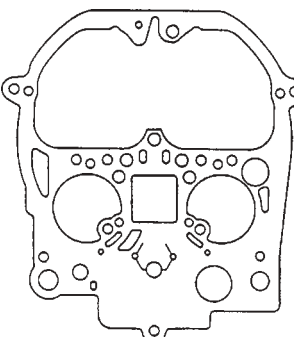
G1238
BOWL COVER GASKET
3/64" THK.



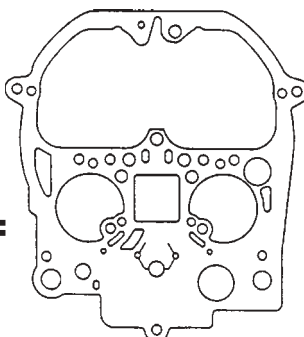
G972
BOWL COVER GASKET
1/32" THK.



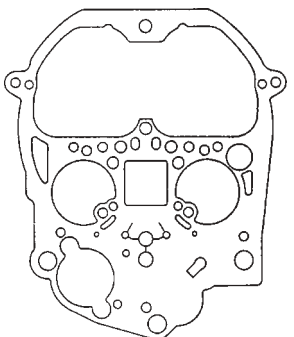
G1237
BOWL COVER GASKET
3/64" THK.



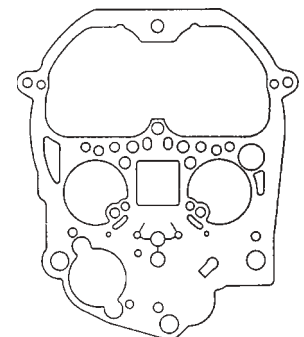
G616
BOWL COVER GASKET
1/32" THK.



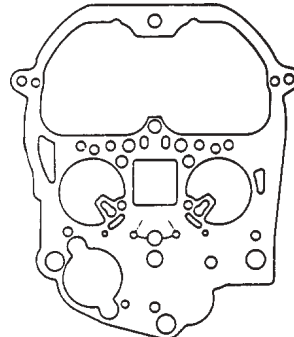
G1159
BOWL COVER GASKET
3/64" THK.



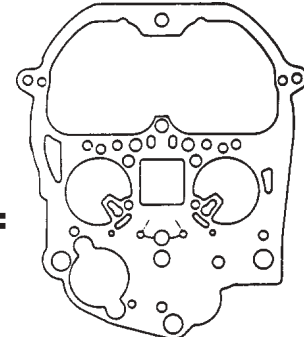
G896
BOWL COVER GASKET
1/32" THK.



G1231
BOWL COVER GASKET
3/64" THK.



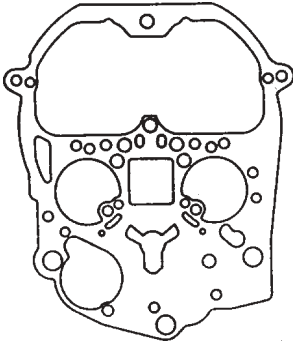
G1024
BOWL COVER GASKET
1/32" THK.



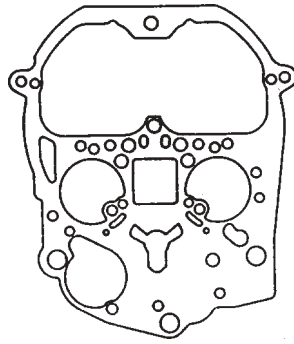
G1234
BOWL COVER GASKET
3/64" THK.

ROCHESTER

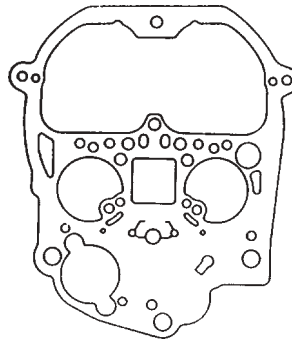
Walker 4MC, 4MV, E4MC, E4ME, M4MC, M4MCA, M4ME, M4MEA, M4MEF



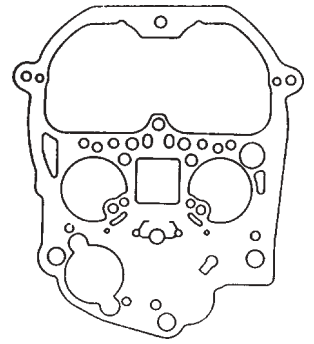
G1230
BOWL COVER GASKET
1/32" THK.



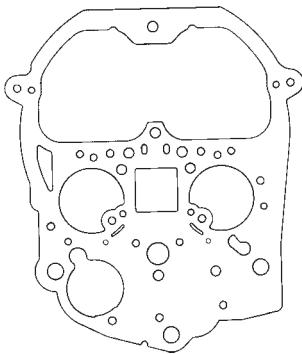
G1310
BOWL COVER GASKET
3/64" THK.



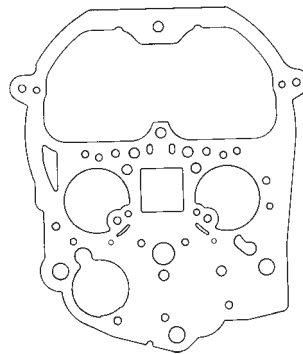
G893
BOWL COVER GASKET
1/32" THK.



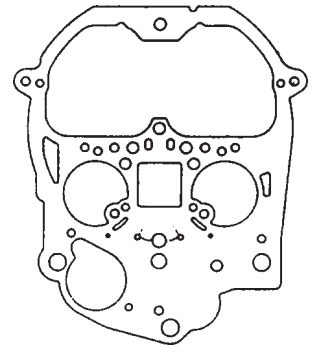
G1232
BOWL COVER GASKET
3/64" THK.



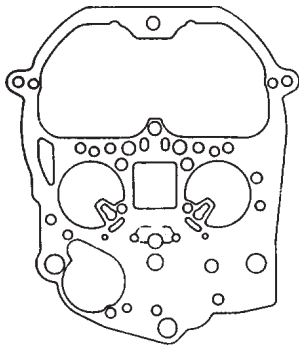
G1131
BOWL COVER GASKET
1/32" THK.



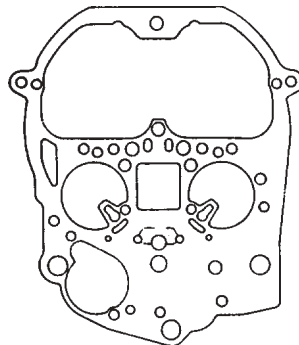
G1235
BOWL COVER GASKET
3/64" THK.



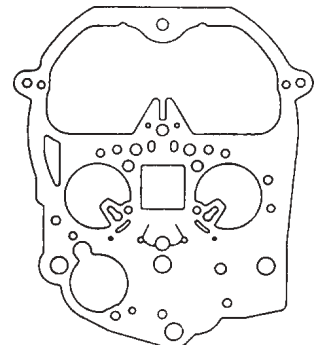
G1349
BOWL COVER GASKET
1/32" THK.



G1130
BOWL COVER GASKET
1/32" THK.



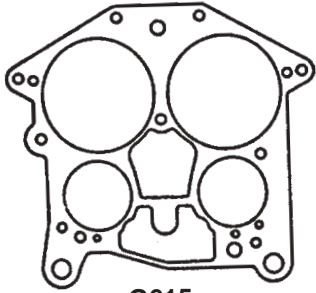
G1250
BOWL COVER GASKET
3/64" THK.



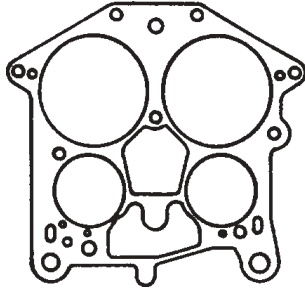
G1282
BOWL COVER GASKET
1/32" THK.

ROCHESTER

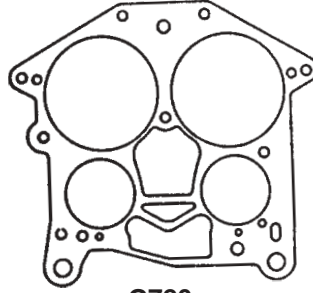
Walker 4MC, 4MV, E4MC, E4ME, M4MC, M4MCA, M4ME, M4MEA, M4MEF



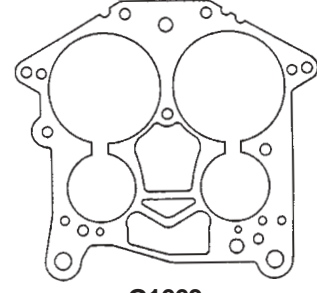
G615
THROTTLE BODY GASKET
1/8" THK.



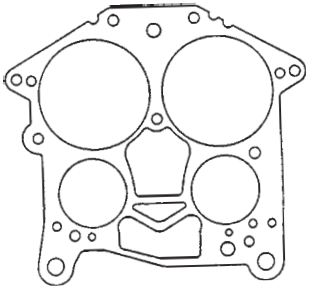
G783
THROTTLE BODY GASKET
1/8" THK.



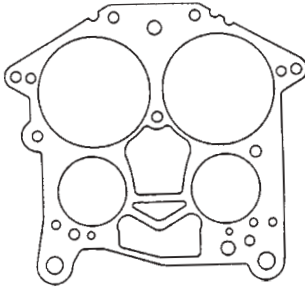
G720
THROTTLE BODY GASKET
1/8" THK.



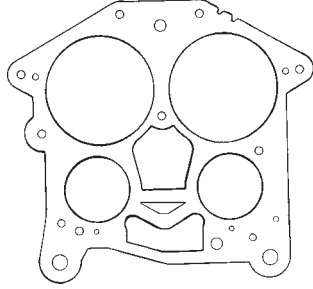
G1663
THROTTLE BODY GASKET
1/8" THK.



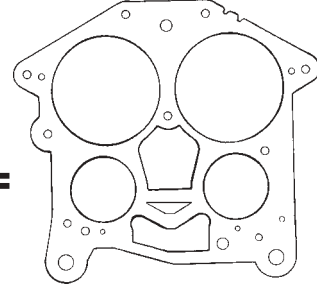
G819
THROTTLE BODY GASKET
1/8" THK.



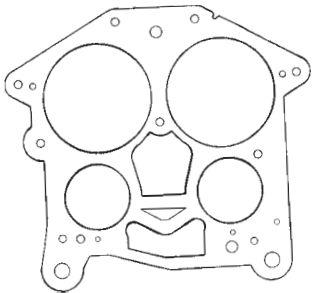
G1764
THROTTLE BODY GASKET
1/8" THK. (Special Soft Material)



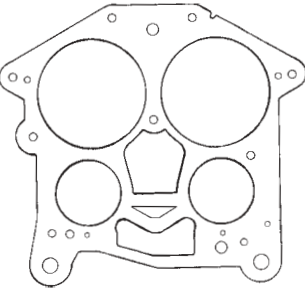
G818
THROTTLE BODY GASKET
1/8" THK.



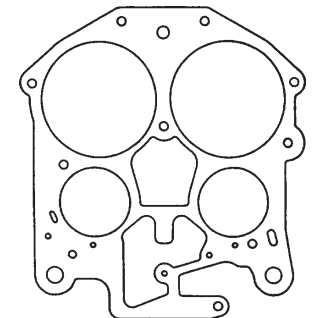
G1781
THROTTLE BODY GASKET
1/8" THK. (Special Soft Material)



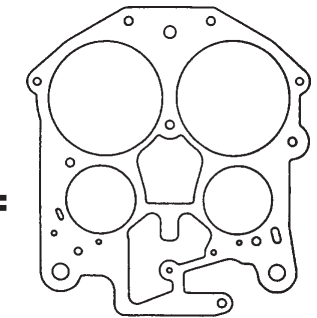
G820
THROTTLE BODY GASKET
1/8" THK.



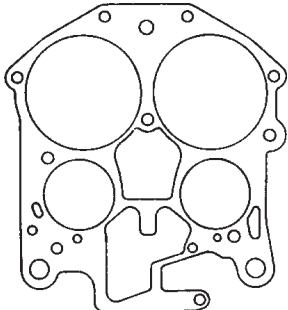
G1797
THROTTLE BODY GASKET
1/8" THK. (Special Soft Material)



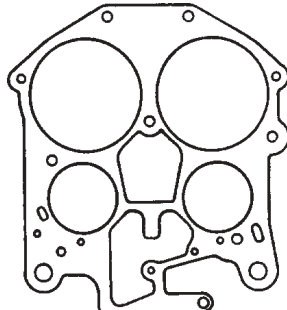
G1298
THROTTLE BODY GASKET
1/8" THK.



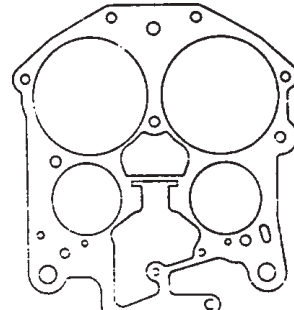
G1702
THROTTLE BODY GASKET
1/8" THK. (Special Soft Material)



G1299
THROTTLE BODY GASKET
1/8" THK.



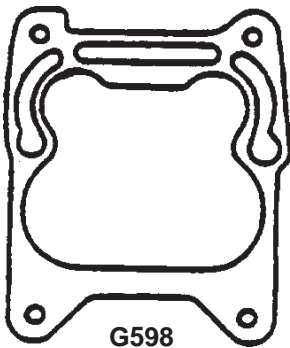
G1350
THROTTLE BODY GASKET
1/8" THK.



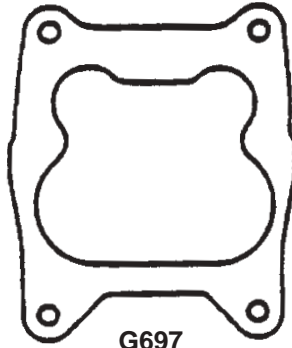
G1081
THROTTLE BODY GASKET
1/8" THK.

ROCHESTER


Walker 4MC, 4MV, E4MC, E4ME, M4MC, M4MCA, M4ME, M4MEA, M4MEF



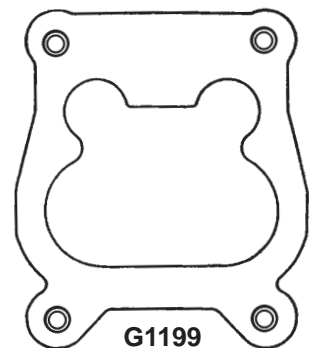
G598
FLANGE GASKET
1/16" THK.



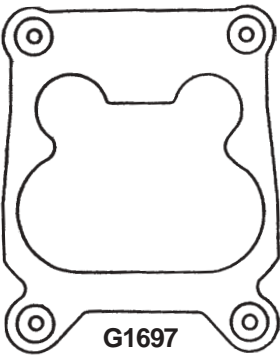
G697
FLANGE GASKET
1/16" THK.




G842
FLANGE GASKET
1/4" THK.




G1199
FLANGE GASKET
1/4" THK.



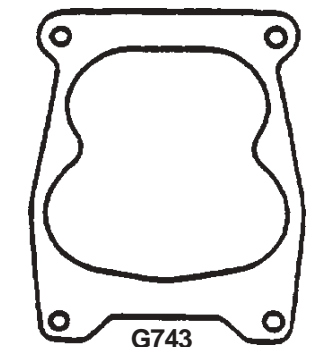
G1697
FLANGE GASKET
1/4" THK.



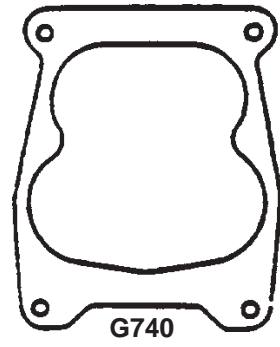
G728
FLANGE GASKET
1/4" THK.



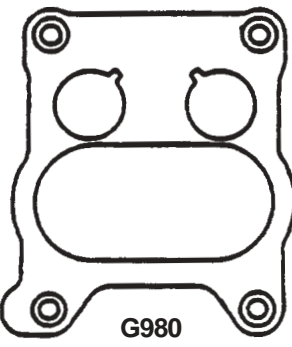
G742
FLANGE GASKET
1/16" THK.



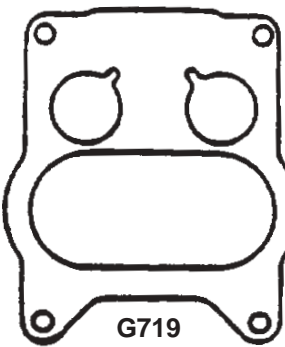
G743
FLANGE GASKET
1/64" THK.



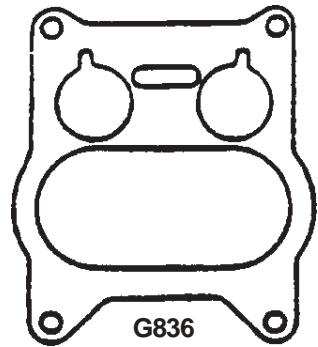
G740
FLANGE GASKET
5/32" THK.




G980
FLANGE GASKET
9/64" THK.



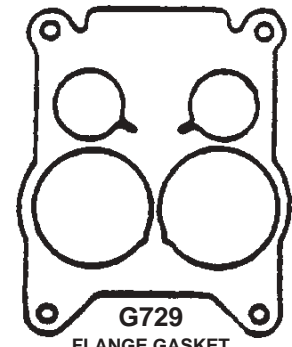
G719
FLANGE GASKET
1/8" THK.



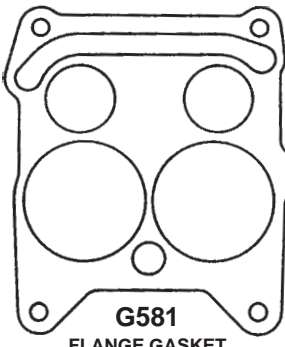
G836
FLANGE GASKET
THK. 1/16"



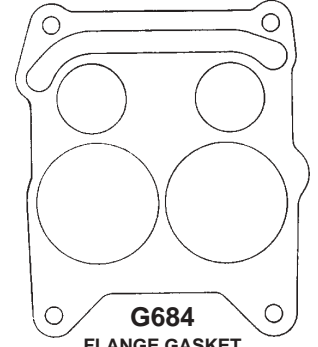
G964
FLANGE GASKET
9/64" THK.



G729
FLANGE GASKET
1/16" THK.



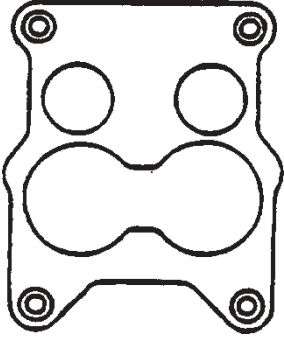
G581
FLANGE GASKET
1/16" THK.



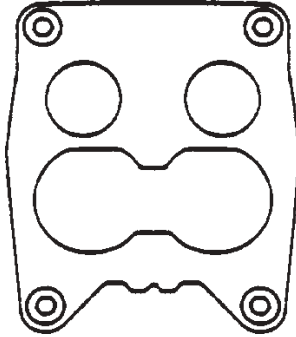
G684
FLANGE GASKET
1/16" THK.

ROCHESTER

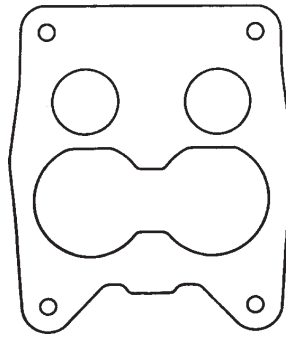
Walker 4MC, 4MV, E4MC, E4ME, M4MC, M4MCA, M4ME, M4MEA, M4MEF



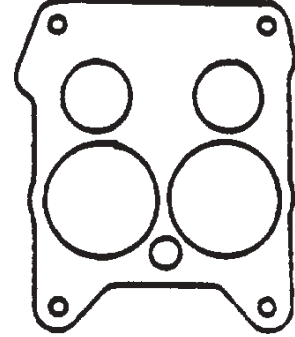
G839
FLANGE GASKET
THK. 1/8"



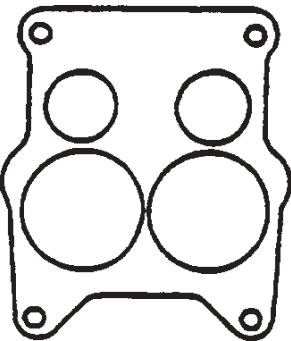
G1043
FLANGE GASKET
THK. 5/32"



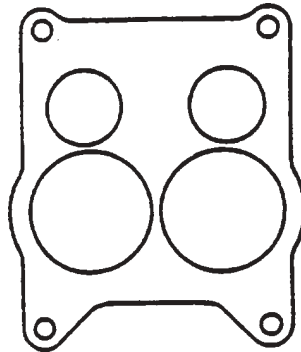
G1198
FLANGE GASKET
THK. 1/16"



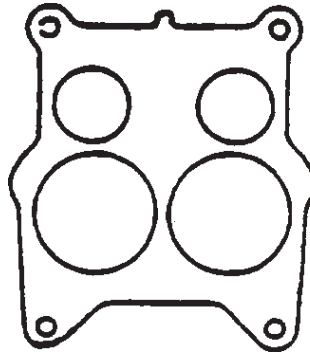
G796
STEEL BAFFLE PLATE
THK. .012



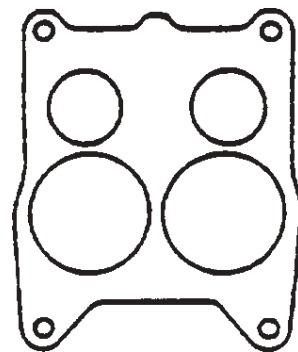
G725
FLANGE GASKET
THK. 1/8"



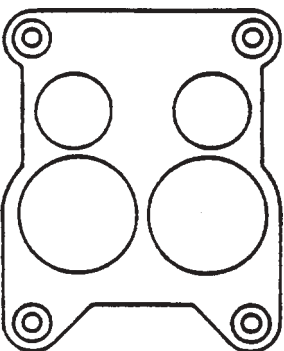
G744
FLANGE GASKET
THK. 1/8"



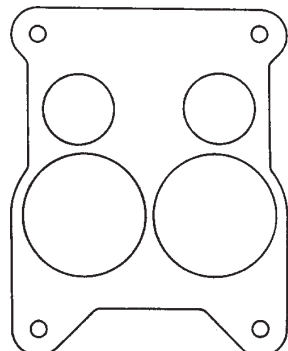
G670
FLANGE GASKET
THK. 1/8"



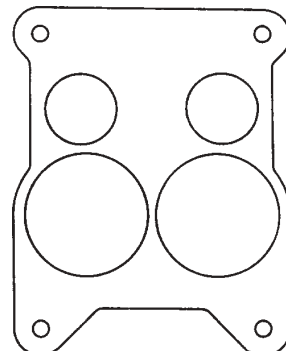
G614
FLANGE GASKET
THK. 1/16"



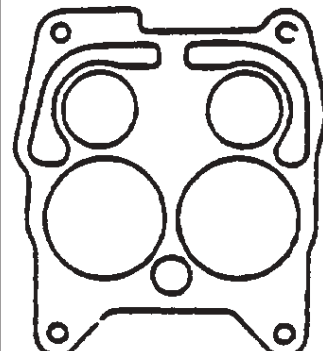
G963
FLANGE GASKET
THK. 1/4"



G750
FLANGE GASKET
1/16" THK.



G948
STEEL BAFFLE PLATE
THK. .020



G596
FLANGE GASKET
THK. 1/16"

ROCHESTER

Walker 4MC, 4MV, E4MC, E4ME, M4MC, M4MCA, M4ME, M4MEA, M4MEF



85-139
FLOAT PIN
REPAIR BRACKET



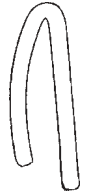
32-28
ROLL PIN
3/32" X 1/2"



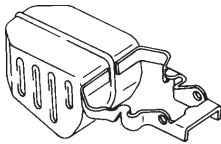
32-74
FLOAT LEVER PIN
3/32" X 1" 1/32



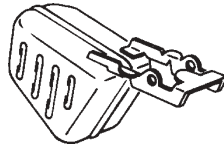
32-77
FLOAT PIN
.091" OD



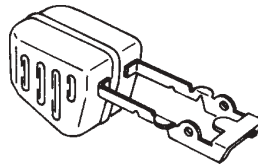
32-63
FLOAT PIN
.091" OD



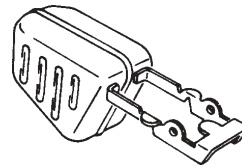
100-85
BRASS FLOAT



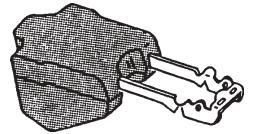
100-36
BRASS FLOAT



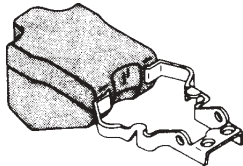
100-35
BRASS FLOAT



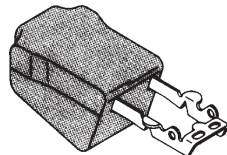
100-27
BRASS FLOAT



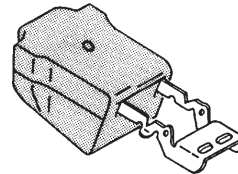
100-17
NITROPHYL FLOAT



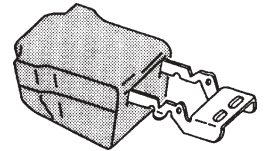
100-44
NITROPHYL FLOAT



100-7
NITROPHYL FLOAT



100-128
NITROPHYL FLOAT



100-6
NITROPHYL FLOAT



318-1001
MIXTURE CONTROL
SOLENOID



318-1003
MIXTURE CONTROL
SOLENOID



318-2039
MIXTURE CONTROL
SOLENOID



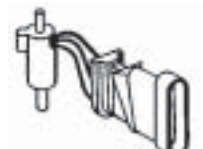
85-423
M.C.S.
FLOAT INSERT
RETAINER



319-1001
THROTTLE POSITION
SENSOR



85-365
M.C.S.
TERMINAL



319-1004
THROTTLE POSITION
SENSOR

ROCHESTER

Walker 4MC, 4MV, E4MC, E4ME, M4MC, M4MCA, M4ME, M4MEA, M4MEF



101-617
CHOKE PULL-OFF
ASSEMBLY



101-880
CHOKE PULL-OFF
ASSEMBLY (Primary)



101-883
CHOKE PULL-OFF
ASSEMBLY (Primary)



101-932
CHOKE PULL-OFF
ASSEMBLY (Primary)



101-799
CHOKE PULL-OFF
ASSEMBLY (Auxiliary)



101-982
CHOKE PULL-OFF
ASSEMBLY



101-809A
CHOKE PULL-OFF
ASSEMBLY (Auxiliary)



101-993
CHOKE PULL-OFF
ASSEMBLY (Auxiliary)



101-969
CHOKE PULL-OFF
ASSEMBLY (Auxiliary)



101-1018
CHOKE PULL-OFF
ASSEMBLY (Auxiliary)



101-1001
CHOKE PULL-OFF
ASSEMBLY (Auxiliary)



101-1004
CHOKE PULL-OFF
ASSEMBLY (Auxiliary)



101-747
CHOKE PULL-OFF
ASSEMBLY



101-1012
CHOKE PULL-OFF
ASSEMBLY (Auxiliary)



101-797
CHOKE PULL-OFF
ASSEMBLY



101-797A
CHOKE PULL-OFF
ASSEMBLY (Auxiliary)



101-1016
CHOKE PULL-OFF
ASSEMBLY (Auxiliary)



101-1010
CHOKE PULL-OFF
ASSEMBLY (Auxiliary)



101-573
CHOKE PULL-OFF
ASSEMBLY



101-722
CHOKE PULL-OFF
ASSEMBLY



101-720
CHOKE PULL-OFF
ASSEMBLY



101-609
CHOKE PULL-OFF
ASSEMBLY



101-710
CHOKE PULL-OFF
ASSEMBLY (Auxiliary)



101-884
CHOKE PULL-OFF
ASSEMBLY (Auxiliary)



101-726
CHOKE PULL-OFF
ASSEMBLY

ROCHESTER

Walker 4MC, 4MV, E4MC, E4ME, M4MC, M4MCA, M4ME, M4MEA, M4MEF



101-746
CHOKE PULL-OFF
ASSEMBLY (Auxiliary)



101-1017
CHOKE PULL-OFF
ASSEMBLY (Auxiliary)



101-424B
CHOKE PULL-OFF
ASSEMBLY



101-492A
CHOKE PULL-OFF
ASSEMBLY (Primary)



102-1001
CHOKE THERMOSTAT
ASSEMBLY



102-1040
CHOKE THERMOSTAT
ASSEMBLY



102-1054
CHOKE THERMOSTAT
ASSEMBLY



102-1002
CHOKE THERMOSTAT
ASSEMBLY



102-1011
CHOKE THERMOSTAT
ASSEMBLY



102-1072
CHOKE THERMOSTAT
ASSEMBLY



102-1019
CHOKE THERMOSTAT
ASSEMBLY



102-1020
CHOKE THERMOSTAT
ASSEMBLY



102-1039
CHOKE THERMOSTAT
ASSEMBLY



102-1038
CHOKE THERMOSTAT
ASSEMBLY



102-1021
CHOKE THERMOSTAT
ASSEMBLY



102-1073
CHOKE THERMOSTAT
ASSEMBLY



102-1012
CHOKE THERMOSTAT
ASSEMBLY



102-1048
CHOKE THERMOSTAT
ASSEMBLY



102-1006
CHOKE THERMOSTAT
ASSEMBLY



102-1061
CHOKE THERMOSTAT
ASSEMBLY



102-1005
CHOKE THERMOSTAT
ASSEMBLY



66-32
CHOKE THERMOSTAT
SPRING



66-91
BIMETALLIC
CHOKE SPRING



66-95
BIMETALLIC
CHOKE SPRING



66-107
BIMETALLIC
CHOKE SPRING

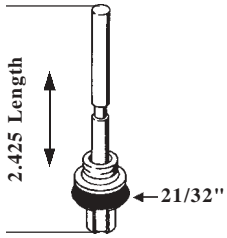


40-2
PLASTIC CHOKE
CAP

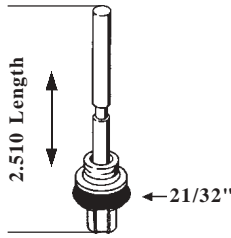
* No Garter Spring

ROCHESTER

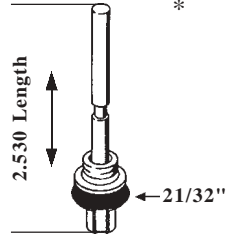
Walker 4MC, 4MV, E4MC, E4ME, M4MC, M4MCA, M4ME, M4MEA, M4MEF



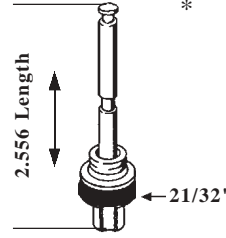
64-400 Methanol Resistant Cup w/out Delayer Spring
64-308 Buna Cup w/out Delayer Spring
PUMP ASSEMBLY



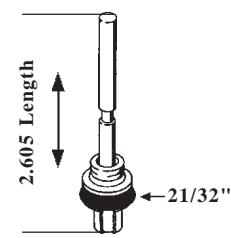
64-406 Methanol Resistant Cup w/out Delayer Spring
64-405 Buna Cup w/out Delayer Spring
PUMP ASSEMBLY



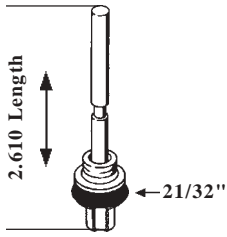
64-393 Methanol Resistant Cup w/out Delayer Spring
64-273 Buna Cup w/out Delayer Spring
PUMP ASSEMBLY



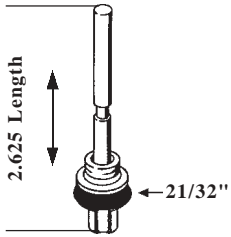
64-423 Methanol Resistant Cup w/out Delayer Spring
64-272 Buna Cup w/out Delayer Spring
PUMP ASSEMBLY



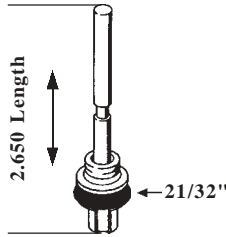
64-390 Methanol Resistant Cup w/out Delayer Spring
64-254 Buna Cup w/out Delayer Spring
PUMP ASSEMBLY



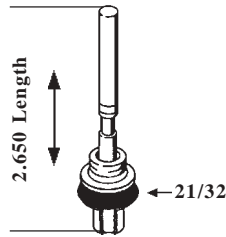
64-385 Methanol Resistant Cup w/out Delayer Spring
64-198 Buna Cup w/out Delayer Spring
PUMP ASSEMBLY



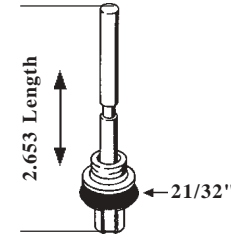
64-394 Methanol Resistant Cup w/out Delayer Spring
PUMP ASSEMBLY



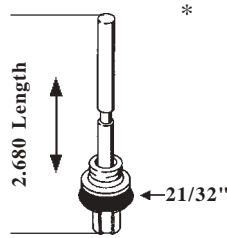
64-397 Methanol Resistant Cup w/out Delayer Spring
64-306 Buna Cup w/out Delayer Spring
PUMP ASSEMBLY



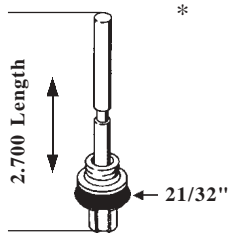
64-398 Methanol Resistant Cup w/out Delayer Spring
64-307 Buna Cup w/out Delayer Spring
PUMP ASSEMBLY



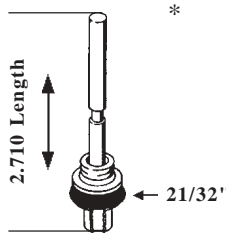
64-260 Buna Cup w/out Delayer Spring
PUMP ASSEMBLY



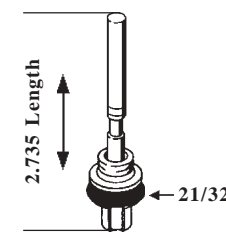
64-392 Methanol Resistant Cup w/out Delayer Spring
64-227 Buna Cup w/out Delayer Spring
PUMP ASSEMBLY



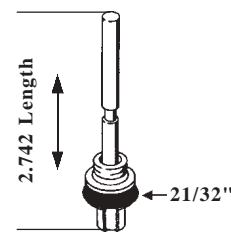
64-389 Methanol Resistant Cup w/out Delayer Spring
64-220 Buna Cup w/out Delayer Spring
PUMP ASSEMBLY



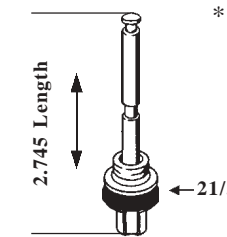
64-395 Methanol Resistant Cup w/out Delayer Spring
64-264 Buna Cup w/out Delayer Spring
PUMP ASSEMBLY



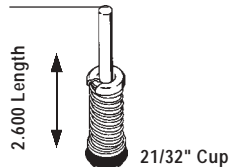
64-399 Methanol Resistant Cup w/out Delayer Spring
64-304 Buna Cup w/out Delayer Spring
PUMP ASSEMBLY



64-369 Methanol Resistant Cup w/out Delayer Spring
64-303 Buna Cup w/out Delayer Spring
PUMP ASSEMBLY



64-259 Buna Cup w/out Delayer Spring
PUMP ASSEMBLY

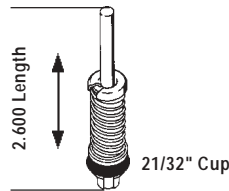


64-433 Methanol Resistant Cup With Delayer Spring

64-432 Buna Cup With Delayer Spring

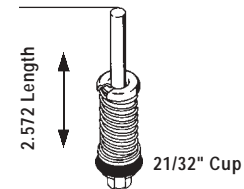
64-386 Methanol Resistant Cup w/out Delayer Spring

64-422 Buna Cup w/out Delayer Spring
PUMP ASSEMBLY



64-386 Methanol Resistant Cup w/out Delayer Spring

64-422 Buna Cup w/out Delayer Spring
PUMP ASSEMBLY



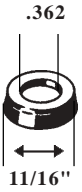
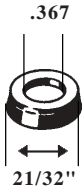


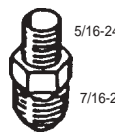
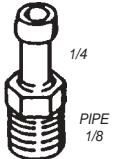
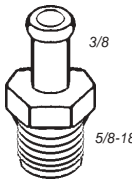
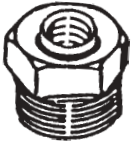








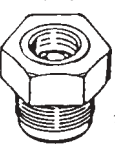
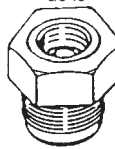

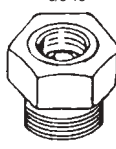

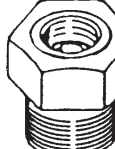
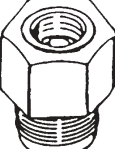
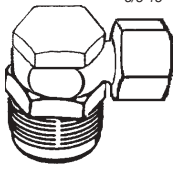

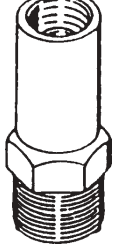


64-439 Methanol Resistant Cup With Delayer Spring

64-396 Methanol Resistant Cup w/out Delayer Spring

64-305 Buna Cup w/out Delayer Spring
PUMP ASSEMBLY

ROCHESTER

Walker 4MC, 4MV, E4MC, E4ME, M4MC, M4MCA, M4ME, M4MEA, M4MEF

 <p>64-340 FLUORELASTOMER 64-198-1 BUNA PUMP CUP</p>	 <p>64-344 FLUORELASTOMER 64-292 BUNA PUMP CUP</p>	 <p>64-172 BUNA PUMP CUP</p>	 <p>90-52 BASE PLUG FITTING</p>	 <p>90-18-1 CHOKE REPAIR FITTING</p>	 <p>90-114 FUEL INLET HOSE FITTING</p>
 <p>90-88 FUEL INLET HOSE FITTING</p>	 <p>90-74 FUEL INLET FITTING</p>	 <p>90-97 FUEL INLET FITTING</p>	 <p>90-75 FUEL INLET FITTING</p>	 <p>90-74 FUEL INLET HOSE FITTING</p>	
 <p>90-42 FUEL INLET FITTING</p>	 <p>90-42-1 FUEL INLET FITTING (Extra Threads)</p>	 <p>90-75-1 FUEL INLET FITTING (Extra Threads)</p>	 <p>90-57-1 FUEL INLET FITTING</p>	 <p>90-45 BASE FITTING</p>	 <p>90-147 FUEL INLET FITTING</p>
 <p>90-144 FUEL INLET FITTING</p>	 <p>90-155 FUEL INLET FITTING</p>	 <p>90-157 FUEL INLET FITTING</p>	 <p>90-117 OVER SIZED FUEL INLET FITTING</p>	 <p>90-81 FUEL INLET FITTING</p>	 <p>90-145 FUEL INLET FITTING</p>
 <p>90-151 AD CONVERSION FITTING PKG</p>	 <p>90-125 FUEL INLET FITTING</p>	 <p>90-112 FUEL INLET FITTING</p>	 <p>90-9 FUEL INLET FITTING</p>	 <p>90-113 FUEL INLET FITTING</p>	

ROCHESTER

Walker 4MC, 4MV, E4MC, E4ME, M4MC, M4MCA, M4ME, M4MEA, M4MEF



75-31
N&S OVERSIZE
INSERT

1/2"-20 Male Thd. X 3/8"-24 Female Thd.



86-1017
HELICAL INSERT
7/8"-20



86-1018
HELICAL INSERT
1"-20



86-2017
TAP
7/8"-20



86-2018
TAP
1"-20



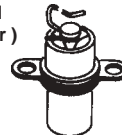
86-4017
CAPTIVE SL. INST. TOOL
7/8"-20



86-4018
CAPTIVE SL. INST. TOOL
1"-20

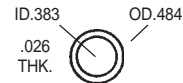


G460
SET UP PISTON
GASKET (Rubber)



18-200
NEEDLE

31-551
VITON NEEDLE &
SEAT ASSEMBLY
(.110 Orifice)



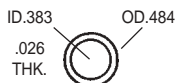
G1283
NEEDLE & SEAT
WASHER
(Alum. + Rubber)



18-212
NEEDLE



31-754
VITO NEEDLE &
SEAT ASSEMBLY
(.115 Orifice)

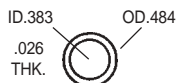


G1283
NEEDLE & SEAT
WASHER (Alum. + Rubber)



18-212
NEEDLE

31-542
VITON NEEDLE &
SEAT ASSEMBLY
(.106 Orifice)

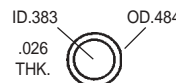


G1283
NEEDLE & SEAT
WASHER (Alum. + Rubber)



18-212
NEEDLE

31-581
VITON NEEDLE &
SEAT ASSEMBLY
(.110 Orifice)

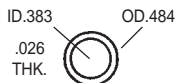


G1283
NEEDLE & SEAT
WASHER (Alum. + Rubber)



18-212
NEEDLE

31-583
VITON NEEDLE &
SEAT ASSEMBLY
(.124 Orifice)

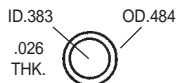


G1283
NEEDLE & SEAT
WASHER (Alum. + Rubber)



18-212
NEEDLE

31-678
VITON NEEDLE &
SEAT ASSEMBLY
(.124 Orifice)

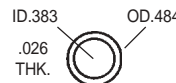


G1283
NEEDLE & SEAT
WASHER (Alum. + Rubber)



18-212
NEEDLE

31-701
VITON NEEDLE &
SEAT ASSEMBLY
(.130 Orifice)



G1283
NEEDLE & SEAT
WASHER (Alum. + Rubber)



18-212
NEEDLE

31-546
VITON NEEDLE &
SEAT ASSEMBLY
(.132 Orifice)